

# 5 What are the Cs of an Age-Friendly Public Health System?

## Connecting and Convening



- Engage at least one new aging sector or other community partner in collaborative efforts to support older adult health.
- Enhance at least one existing relationship with an aging sector partner.
- Create or join a multi-sector coalition, committee, or council that addresses healthy aging.
- Engage in or lead policy, systems, and/or environmental change to improve older adult health and wellbeing, e.g., Age-Friendly Communities.

## Coordinating



- Review and strengthen the emergency preparedness plan to ensure it addresses the needs of vulnerable older adults

## Collecting and Disseminating Data



- Collect, analyze and disseminate data from the Aging in Florida profile.
- Review and strengthen the community health assessment to ensure it addresses older adult health needs.
- Identify a priority around older adult health in the community health improvement plan.
- Conduct an environmental scan to identify community programs that address older adult needs.
- Establish a mechanism for ongoing input of older adult residents to identify needs and inform the community health assessment process and policy development.

## Communicating



- Develop messaging or communication strategies and tools to engage additional partners and/or improve visibility of healthy aging programs/services.
- Increase awareness of existing services and facilitate referrals to improve access.

## Complementing and Supplementing



- Implement at least one new education program or service targeted at older adults.

# 5C Summaries and Examples from the Florida Age-Friendly Public Health Systems Initiative

## Connecting and Convening

***Engage at least one new aging sector or other community partner in collaborative efforts to support older adult health.***

Public health excels at convening multi-sector stakeholders to address health and social challenges and many problems find solutions through collective impact approaches. But often, public health and the aging services sector operate in silos, often addressing the same issue or problem. By connecting with new partners, public health can identify gaps in programs and services and work to not only fill those gaps but reduce redundancies and leverage capacity and resources. For example:

- Hillsborough County Health Department partners with the area agency on aging in their community (Senior Connections) to promote healthy living, nutrition, and diabetes prevention classes.
- Indian River County Health Department engages with housing non-profits and builders to educate on the benefits of universal design to increase access for older adults.
- Putnam County Health Department connects with the Transportation for the Disadvantaged program, eliciting support from a local hospital to pay for non-emergency medical trips for older adults.

• ALACHUA	• DIXIE	• JACKSON	• MIAMI-DADE	• SARASOTA	• WALTON
• BREVARD	• ESCAMBIA	• LAKE	• NASSAU	• SEMINOLE	
• CHARLOTTE	• GILCHRIST	• LEE	• OKALOOSA	• ST. JOHNS	
• CITRUS	• HERNANDO	• LEVY	• ORANGE	• ST. LUCIE	
• COLLIER	• HILLSBOROUGH	• LIBERTY	• PALM BEACH	• SUMTER	
• DESOTO/HIGHLANDS	• INDIAN RIVER	• MANATEE	• PUTNAM	• VOLUSIA	

***Enhance at least one existing relationship with an aging sector partner.***

Public health's convening role can be improved by examining existing relationships and identifying opportunities for deepening and strengthening connections. These connections can lead to enhanced productivity and open doors for further opportunities and partnerships in delivering older adult health programs and services. For example:

- Escambia County Health Department works with the local Council on Aging to ensure they are addressing older adult health in the community health improvement plan.
- Manatee County Health Department is working more closely with the community paramedics program that helps to provide care coordination for older adults when discharged from the hospital.
- Volusia County Health Department is working to deepen the relationship with the local university's Aging Studies program through which the public health department offers internships for students in the program.

• ALACHUA	• DESOTO	• HIGHLANDS	• LEVY	• ORANGE	• ST. LUCIE
• CALHOUN	• DIXIE	• HILLSBOROUGH	• MANATEE	• PALM BEACH	• SUMTER
• CHARLOTTE	• ESCAMBIA	• INDIAN RIVER	• MARTIN	• SARASOTA	• VOLUSIA
• CITRUS	• GILCHRIST	• LAKE	• MIAMI-DADE	• SEMINOLE	• WALTON
• COLLIER	• HERNANDO	• LEE	• NASSAU	• ST. JOHNS	

### **Create or join a multi-sector coalition, committee, or council that addresses health aging.**

Addressing the full range of individual and community needs to support healthy aging requires the active contribution of a variety of stakeholders. In many communities, these stakeholders have already joined to leverage their networks, resources, and staff capacity to meet the health and social challenges of their older adult residents. Public health can contribute to existing coalition activities and lead these efforts where they do not already exist. For example:

- Lee County Health Department created the new multi-sector AGING (Agencies Gathering and Identifying Needs for Generations) Coalition that meets monthly to identify and meet the needs of the county's older adults.
- Leon County Health Department helped to form a new healthy equity leadership panel through partnership efforts on the community health improvement plan.
- Miami-Dade County Health Department leads the Elder Issues Committee of the Consortium for a Healthier Miami-Dade that works to enhance healthy lifestyles in areas like nutrition, chronic disease prevention and tobacco-free campaigns.

• ALACHUA	• COLLIER	• INDIAN RIVER	• LEVY	• ORANGE	• ST. JOHNS
• BREVARD	• DIXIE	• LAKE	• MANATEE	• PALM BEACH	• WALTON
• CHARLOTTE	• ESCAMBIA	• LEE	• MIAMI-DADE	• SARASOTA	
• CITRUS	• GILCHRIST	• LEON	• NASSAU	• SEMINOLE	

### **Engage in or lead policy, systems, and/or environmental change to improve older adult health and wellbeing, e.g., Age-Friendly Communities.**

When convening sectors, professions, and organizations, public health typically leverages its seat at the table to ensure a focus on prevention and on policy, systems, and environmental change to support the goals of healthy aging efforts. This focus complements the efforts to address the needs of individual older adults by focusing on improvements that impact entire populations or communities. For example:

- Alachua County Health Department initiated and led efforts to join the Age-Friendly Communities network and align public health work in the social determinants of health with the AARP's eight domains of livability.
- St. Lucie County Health Department is working with City of Port St. Lucie on neighborhood improvement through community engagement to ensure an older adult focus in neighborhood improvements.
- St. Johns County Health Department is targeting the 2020 Census for accuracy to ensure the county has the appropriate level of support and resources for the fast-growing older adult population.

• ALACHUA	• CITRUS	• HERNANDO	• LAKE	• SARASOTA	• ST. LUCIE
• BREVARD	• COLLIER	• INDIAN RIVER	• MIAMI-DADE	• SEMINOLE	• WALTON
• CHARLOTTE	• ESCAMBIA	• JACKSON	• NASSAU	• ST. JOHNS	

## Coordinating

### ***Review and strengthen the emergency preparedness plan to ensure it addresses the needs of vulnerable older adults.***

Navigating the wide variety of supports and services for older adults can be confusing and overwhelming for older adults, their families, and other professionals. Public health can coordinate existing supports and services to avoid duplication of efforts, identify gaps, and increase access to services and supports, such as ensuring that emergency preparedness planning is centralized and that these plans appropriately address older adult needs. For example:

- Citrus County Health Department completed an assessment of its special needs shelters to address the needs of individuals with Alzheimer's and related dementias, as well as their caregivers.
- St. Johns County Health Department performed a fall risk assessment, fine-tuning the layout of their special needs shelter, including the traffic flow plan around registration, meal distribution, and restroom access, resulting in zero falls during the next emergency activation.
- Okaloosa County Health Department implemented the Lean on Me program, enlisting community volunteers to ensure broad registration of vulnerable older adults for emergency special needs shelters.

• ALACHUA	• DESOTO/HIGHLANDS	• JACKSON	• MIAMI-DADE	• SEMINOLE
• BREVARD	• DIXIE	• LAKE	• NASSAU	• ST. JOHNS
• CALHOUN	• ESCAMBIA	• LEVY	• OKALOOSA	• ST. LUCIE
• CHARLOTTE	• GILCHRIST	• LIBERTY	• ORANGE	• SUMTER
• CITRUS	• HERNANDO	• MANATEE	• PALM BEACH	• VOLUSIA
• COLLIER	• INDIAN RIVER	• MARTIN	• SARASOTA	• WALTON

## Collecting and Disseminating Data

### *Collect, analyze and disseminate data from the Aging in Florida profile.*

Public health uses data to call attention to the needs and assets of a community's population to inform the development of interventions through community-wide assessment, a critical step to set goals and define measures for health improvement. This data collection and dissemination can help document older adult health status by collecting and analyzing data from multiple sectors and sources. For example:

- DeSoto/Highlands County Health Department shared data from the Florida Health CHARTS Aging in Florida profile to engage its senior leadership team on the need to address older adult health.
- Orange County Health Department used data from the Florida Health CHARTS Aging in Florida profile to identify the need to focus prevention programs on the 50-64 age group, which is the fastest growing demographic in the county.
- Sumter County Health Department used data from the Florida Health CHARTS Aging in Florida profile to identify fall prevalence as one of the largest risks among older adults, resulting in inclusion of fall prevention in community health improvement plan.

• ALACHUA	• DIXIE/GILCHRIST/LEVY	• LEE	• OKALOOSA	• SUMTER
• CALHOUN	• ESCAMBIA	• LIBERTY	• ORANGE	• VOLUSIA
• CHARLOTTE	• HERNANDO	• MANATEE	• SARASOTA	• WALTON
• CITRUS	• INDIAN RIVER	• MARTIN	• SEMINOLE	
• COLLIER	• JACKSON	• MIAMI-DADE	• ST. JOHNS	
• DESOTO/HIGHLANDS	• LAKE	• NASSAU	• ST. LUCIE	

### *Review and strengthen the community health assessment to ensure it addresses older adult health needs.*

Public health departments conduct community health assessments to identify population-wide interventions with a targeted focus to address disparities among subpopulations. Most often completed in partnership with community stakeholders, these assessments rely on the data that the public health sector collects to identify community health needs and target limited public resources to where they are most needed. Public health also brings an asset-based approach to community assessment, documenting the collective resources of older adults, their families, and their communities and refocusing engagement with a recognition of strengths, skills, and capacities. For example:

- Collier County Health Department now includes older adults as a target population within existing health priorities and will leverage community health assessment results to engage partners for Age-Friendly Community efforts.
- DeSoto/Highlands County Health Department expanded its community health questionnaire to target older adults and received robust positive response to prioritize older adult health.
- Palm Beach County Health Department expanded the community health assessment indicators to include older adult health issues after a data review highlighted the needs of this population.

• ALACHUA	• DESOTO/HIGHLANDS	• LAKE	• MIAMI-DADE	• SEMINOLE
• CALHOUN	• DIXIE	• LEVY	• NASSAU	• ST. JOHNS
• CHARLOTTE/GLADES/HENDRY	• ESCAMBIA	• LIBERTY	• OKALOOSA	• ST. LUCIE
• CITRUS	• GILCHRIST	• MANATEE	• PALM BEACH	• SUMTER
• COLLIER	• INDIAN RIVER	• MARTIN	• SARASOTA	• WALTON

### **Identify a priority around older adult health in the community health improvement plan.**

Community health improvement plans result from the community health assessments and provide strategic direction for developing policies and defining actions to target efforts that promote health. These plans define the vision for the health of the community and address the gamut of strengths, weaknesses, challenges, and opportunities that exist in the community to improve the health of all residents. For example:

- Jackson County Health Department will be aligning their CHIP with the state's focus on Alzheimer's Disease as a state health priority.
- Okaloosa County Health Department shared information from AFPHS convening with the community health improvement planning group, resulting in the prioritization of housing for older adults in its CHIP.
- Sumter County Health Department is including a reduction in the rate of injuries and deaths due to falls in its 2018-2023 CHIP.

• ALACHUA	• DIXIE	• JACKSON	• LIBERTY	• PALM BEACH	• SUMTER
• BREVARD	• ESCAMBIA	• LAKE	• MANATEE	• SARASOTA	• WALTON
• CALHOUN	• GILCHRIST	• LEE	• MIAMI-DADE	• SEMINOLE	
• CHARLOTTE	• HIGHLANDS	• LEON	• NASSAU	• ST. JOHNS	
• COLLIER	• INDIAN RIVER	• LEVY	• OKALOOSA	• ST. LUCIE	

### **Conduct an environmental scan to identify community programs that address older adult needs.**

In addition to community health assessment and planning, public health can lead community assessments of current programs and services for older adults, identifying existing resources, understanding community strengths and deficiencies, identifying short- and long-term priorities, and working with partners to implement strategies that contribute to healthy aging. For example:

- Charlotte County Health Department conducted a scan of programs to better target services and funding, resulting in a focus on mental health, social isolation, and grandparents raising grandchildren.
- Lake County Health Department conducted a scan of internal programs, policies, and plans to ensure a focus on older adults, and conducted an external scan of partners, policies and practices to identify gaps in services.
- Nassau County Health Department adapted an existing tool to assess agency programs across the county that address older adults and will use the results to engage county leaders in Age-Friendly Communities efforts.

• ALACHUA	• DIXIE	• LIBERTY	• NASSAU	• ST. JOHNS
• CALHOUN	• GILCHRIST	• MANATEE	• PALM BEACH	• SUMTER
• CHARLOTTE/GLADES/HENDRY	• LAKE	• MARTIN	• SARASOTA	• WALTON
• DESOTO/HIGHLANDS	• LEVY	• MIAMI-DADE	• SEMINOLE	

### **Establish a mechanism for ongoing input of older adult residents to identify needs and inform the community health assessment process and policy development**

Local public health collaborative efforts are driven by the participation, experiences, and goals of community members and the local public health system partners. Hearing directly from populations impacted by health policy decisions is a crucial step in ensuring that their needs are appropriately addressed. Mechanisms for receiving older adult input include town hall meetings, community forums, surveys, and individual interviews. For example:

- Brevard County Health Department's health educator created an ongoing distribution list curated from multiple health and aging services partners to ensure older adult residents are invited to community meetings.
- Indian River County Health Department implemented door-to-door community tours and meetings to solicit input from older adults to improve community parks and recreational facilities.
- Volusia County Health Department collaborated with the Council on Aging (AAA) to facilitate focus groups to gather input from older adults on their community needs and implemented an education program to these residents about health department services.

• ALACHUA	• DIXIE	• LEE	• OKALOOSA	• VOLUSIA
• BREVARD	• GILCHRIST	• LEVY	• SARASOTA	• WALTON
• CALHOUN	• HERNANDO	• LIBERTY	• SEMINOLE	
• CHARLOTTE	• HIGHLANDS	• MANATEE	• ST. JOHNS	
• COLLIER	• INDIAN RIVER	• MIAMI-DADE	• ST. LUCIE	
• DESOTO	• LAKE	• NASSAU	• SUMTER	



## Communicating

### ***Develop messaging or communication strategies and tools to engage additional partners and/or improve visibility of healthy aging programs/services.***

One of public health's essential roles is to inform, educate, and empower the public that can then mobilize key partnerships to identify and solve health problems. Such communications can build knowledge and inform decision-making, and lead to behavior change for optimal health. For example:

- Manatee County Health Department developed a handout for older adults focused on suicide prevention and included resources for the older adult population on mental health and suicide prevention.
- Seminole County Health Department leveraged an existing county-wide PSA opportunity to create a video on all of the county programs and services targeted toward older adults.
- Walton County Health Department created an infobrief in the form of a placemat to share key data on the county's older adult population in community meetings and other venues to educate and engage partners in healthy aging.

• ALACHUA	• DESOTO	• INDIAN RIVER	• MANATEE	• SEMINOLE
• BREVARD	• DIXIE	• JACKSON	• MIAMI-DADE	• ST. JOHNS
• CALHOUN	• ESCAMBIA	• LAKE	• NASSAU	• ST. LUCIE
• CHARLOTTE	• GILCHRIST	• LEVY	• OKALOOSA	• SUMTER
• CITRUS	• HIGHLANDS	• LIBERTY	• SARASOTA	• WALTON

### ***Increase awareness of existing services and facilitate referrals to improve access.***

Through its public communication and networking channels, public health can improve community-wide awareness and access to prevention and health-promoting programs and services. For example:

- Charlotte County Health Department is working with the county health services to expand access to mental health screenings and referrals to clinical services.
- DeSoto/Highlands County Health Departments are working with local food banks to expand access to nutritious meals for older adults, providing food totes with nutrition messaging, and linking residents to SNAP benefits.
- Sumter County Health Department provides a comprehensive list of benefits for all older adult participants in the Able, Stable, and Well fall prevention program.

• ALACHUA	• DIXIE	• LEVY	• ORANGE	• SUMTER
• BREVARD	• ESCAMBIA	• LIBERTY	• PALM BEACH	• VOLUSIA
• CALHOUN	• GILCHRIST	• MANATEE	• PUTNAM	• WALTON
• CHARLOTTE	• HERNANDO	• MARTIN	• SARASOTA	
• CITRUS	• INDIAN RIVER	• MIAMI-DADE	• SEMINOLE	
• COLLIER	• LAKE	• NASSAU	• ST. JOHNS	
• DESOTO/HIGHLANDS	• LEE	• OKALOOSA	• ST. LUCIE	

## Complementing and Supplementing

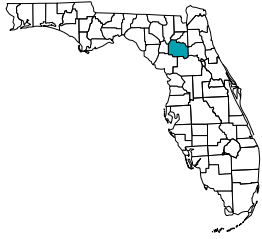
***Implement at least one new education program or service targeted at older adults.***

Existing public health programs address a wide range of health issues and are focused on the entire life course, providing programs and promoting policies, such as maternal and child health, workplace safety, and tobacco-free initiatives, that ultimately support healthy aging later in life. Each of these current activities could be assessed to determine if it is adequately meeting the needs of older adults and, when necessary, modified to better do so. For example:

- Collier County Health Department implemented a healthy aging in parks program to provide physical prescriptions to increase physical activity among older adults.
- Hernando County Health Department implemented the Matter of Balance program through a train the trainer process and implemented the Diabetes Counts program for older adult residents.
- Martin County Health Department created a new preparedness kit for older adults to be distributed through the Medical Reserve Corps in the community.

• ALACHUA	• DESOTO	• INDIAN RIVER	• MIAMI-DADE	• SEMINOLE
• BREVARD	• DIXIE	• JACKSON	• NASSAU	• ST. JOHNS
• CALHOUN	• ESCAMBIA	• LEVY	• OKALOOSA	• ST. LUCIE
• CHARLOTTE	• GILCHRIST	• LIBERTY	• ORANGE	• SUMTER
• CITRUS	• HERNANDO	• MANATEE	• PALM BEACH	• VOLUSIA
• COLLIER	• HILLSBOROUGH	• MARTIN	• SARASOTA	• WALTON





# Alachua County



## Vision:

“A Community Where Everyone Can Be Healthy”

**Total County Population:** 263,753

**Population 65 and Older:** 37,422 (14%)

**65+ Living Below 200% of Poverty Level:** 9,394 (27.6%)

**Medically Underserved:** 4,773 (9%)

**Fall-related injury in past year 65+:** 12.4%

**Obese 65+:** 32.9%

## County Health Department Age-Friendly Public Health System Activities:

### Connecting and Convening

- **Engage at least one new aging sector partner:** The DOH-Alachua engaged with Elder Options, the Community Coalition of Older Adults (CCOA) and the DCCI Task Force.
- **Enhance aging sector relationship:** The DOH-Alachua became active in CCOA monthly coalition meetings and established relationships and an action plan with Elder Options, CCOA and Elder Affairs to enter the WHO Network of Age-Friendly Communities.
- **Create or join multi-sector coalition:** The DOH-Alachua has joined the CCOA and works with Elder Options through the Healthy Communities Initiatives and MAPP Steering Committee.
- **Engage in or lead policy and systems change:** The DOH-Alachua is a member of the DCCI Task Force to educate and to establish systems to promote dementia friendly communities.

### Coordinating

- **Review and strengthen emergency preparedness plan:** Prior and during hurricane season, the DOH-Alachua shared the Emergency Preparedness Guide and large print version with organizations and groups that reach older adults.

### Collecting and Disseminating Data

- **Collect and disseminate data:** The DOH-Alachua conducted an “Assessment of the Livability Needs of Older Adults in Alachua County,” shared results with the community, and will use the results to inform the Age-Friendly Action Plan.
- **Review and strengthen community health assessment:** The DOH-Alachua will include organizations from the aging sector in the CHA process.
- **Include older adult health priority in community health improvement plan:** Elder Options and CCOA now participate in the CHIP process by participating in CHA meetings to provide input older adult needs. They also plan to participate in the development of the CHIP through setting goals to impact dementia.
- **Conduct scan of community programs for older adults:** The DOH-Alachua met with Elder Options to share resources between agencies.
- **Elicit older adult voice:** The DOH-Alachua partners with community members that represent a voice for older adults.

### Communicating

- **Implement new messaging and communications strategies:** The DOH-Alachua shares resources through health improvement planning groups Safety Net and Healthy Communities.
- **Increase awareness:** Working to increase awareness of AFPHS and Age-Friendly Communities through promoting the age-friendly initiative, livability needs assessment, and entering the WHO Network of Age-Friendly Communities.

### Complementing and Supplementing

- **Implement new education program:** The DOH-Alachua participated in Healthy Aging Education Series Feb-April 2019 and is actively implementing nutrition education programs targeted to low-income older adults.



# Brevard County



## Vision:

To attain the highest possible level of health for all Brevard citizens

**Total County Population:** 584,050

**Population 65 and Older:** 136,070

**65+ Living Below 200% of Poverty Level:** 23,685

**Medically Underserved:** 2.4%

**Grandparents Living with Grandchildren:** 11,364

**Fall-related injury in past year:** 14.1%

## County Health Department Age-Friendly Public Health System Activities:

### Connecting and Convening

- **Engage at least one new aging sector partner:** The DOH-Brevard Health Educator attends Grandparents Raising Grandchildren meetings and regularly provides health and wellness information.
- **Create or join multi-sector coalition:** The DOH-Brevard Nursing Director is on Brevard Commission on Aging Board of Directors and the DOH-Brevard Health Educator participates in the Brevard Commission on Aging.
- **Engage in or lead policy and systems change:** The DOH-Brevard Nursing Director provides input on policy and systems decisions through the Commission on Aging.

### Coordinating

- **Review and strengthen emergency preparedness plan:** The DOH-Brevard Health Educator reviewed the emergency preparedness plan in November and requested planner to review as well.

### Collecting and Disseminating Data

- **Include older adult health priority in community health improvement plan:** A new CHIP will be developed in the fall and include age-friendly objectives.
- **Elicit older adult voice:** Older adults will be invited to community meetings for CHIP review for input.

### Communicating

- **Implement new messaging and communications strategies:** The DOH-Brevard is a regular source of information on health for local magazines aimed at older adults.
- **Increase awareness:** Age-Friendly activities are being incorporated into the DOH-Brevard strategic plan.

### Complementing and Supplementing

- **Implement new education program:** The DOH-Brevard has committed to a Healthy Aging in Parks initiative, which will be implemented with the new health educator.



# Calhoun County



## Vision:

Foster all aspects of public health for Calhoun County residents as they age.

**Total County Population:** 15,315

**Population 65 and Older:** 2,722

**65+ Living Below 200% of Poverty Level:** 891

**Medically Underserved:** Yes

**Insert Indicator:** 55% of age 65+ have Disability

**Insert Indicator:** 85.8% of 65+ below 500% of Poverty

## County Health Department Age-Friendly Public Health System Activities:

### Connecting and Convening

- **Enhance aging sector relationship:** The DOH-Calhoun continues to partner with Calhoun County Senior Citizen's Center to enable stronger relationships with related agencies and organizations.

### Coordinating

- **Review and strengthen emergency preparedness plan:** The All Hazard's Emergency Operations Plan SpNS plan were recently revised and updated, which requires all DOH-Calhoun staff to complete "Alzheimer's & Memory Loss Training".

### Collecting and Disseminating Data

- **Collect and disseminate data:** The DOH-Calhoun implemented a community door to door event to solicit input from aging adults regarding health conditions, needs, and provided education on local SpNS.
- **Review and strengthen community health assessment:** Will utilize data from Florida Health CHARTS for the CHIP planning meetings for priorities such as Access to Care and Mental Health.
- **Include older adult health priority in community health improvement plan:** Access to Care and Mental Health are topics identified in the last CHA and are currently priorities in the CHIP.
- **Conduct scan of community programs for older adults:** Riverbend Health Advisory Council community meetings provide the opportunity to collect and share program information, resulting in the development and dissemination of a paper and electronic Resource Guide of Services for Calhoun County.
- **Elicit older adult voice:** The DOH-Calhoun utilized BRFSS and Forces of Change Factors in the 2019 CHA and participate in county hosted events (Build-A-Bucket) to gather input from older adults and distribute information.

### Communicating

- **Implement new messaging and communications strategies:** The Public Health Community bus helps raise awareness of activities for all communities/populations within the county. Through various community meetings, such as the Riverbend Health Advisory Council, community partnerships are established, partners share information about their services and programs, and members promote community health fairs and events for older adults.
- **Increase awareness:** National Heart Health Month press releases ran promoting cardiovascular health, heart disease risk factors, and nutrition awareness.

### Complementing and Supplementing

- **Implement new education program:** A new Heart Health program offers education and self-monitoring blood pressure program. Community outreach staff routinely offers free biometric health screenings and individualized health counseling at the Senior Citizen Center, community Civic Center and local library.



# Charlotte County



## Vision:

Charlotte County will be a vibrant, resilient community where all will be active, safe, and prosperous.

**Total County Population:** 176,954

**Population 65 and Older:** 69,012 (39%)

**65+ Living Below 200% of Poverty Level:** 17,351 (25.5%)

**Medically Underserved 65+:** 15,596

**Deaths from Chronic Lower Respiratory Disease:** 189 per 100,000

**Alzheimer's deaths:** from 63 in 2014 to 134 in 2016

## County Health Department Age-Friendly Public Health System Activities:

### Connecting and Convening

- **Engage at least one new aging sector partner:** The DOH-Charlotte engaged with the Charlotte County Human Services Senior Services Division.
- **Enhance aging sector relationship:** The 2020 CHA identified Aging as one of the 5 top issues. Future collaboration will occur to address aging issues.
- **Create or join multi-sector coalition:** The DOH-Charlotte works closely with other community agencies to educate and address the needs of populations eligible for SpNS.
- **Engage in or lead policy and systems change:** The Senior Services Division and the DOH-Charlotte partnered to support grandparents raising grandchildren.

### Coordinating

- **Review and strengthen emergency preparedness plan:** The DOH-Charlotte is working with other preparedness partners to streamline the identification and information gathering of SpNS eligible candidates.

### Collecting and Disseminating Data

- **Collect and disseminate data:** The 2020 CHA was a collaboration among four community organizations bringing and sharing their data with each other and engaging community partners to capture feedback.
- **Review and strengthen community health assessment:** The CHA was recently completed for 2019-2020. It was a collaborative effort between four local agencies to produce a robust CHA.
- **Include older adult health priority in community health improvement plan:** CHIP will incorporate the needs and struggles of older adults dealing with Adverse Childhood Experiences (ACEs), both as a victim of ACEs and as a guardian of those impacted by ACEs.
- **Conduct scan of community programs for older adults:** A scan was completed as part of the 2020 CHA revealing gaps in resources.
- **Elicit older adult voice:** Our heavily elderly population makes it inevitable that we will capture the older adult voice.

### Communicating

- **Implement new messaging and communications strategies:** The CHA is available online for Charlotte County residents to access and learn more about the health and well-being needs identified in the county.
- **Increase awareness:** The 2019-2020 CHIP Plan provides a speaker's bureau that educates the community on ACEs to increase awareness of a major area of concern.

### Complementing and Supplementing

- **Implement new education program:** Collaboration among Human Services, 2-1-1, and SpNS will improve education and programming for older adults.



# Citrus County



## Vision:

Promote Healthy Aging in Florida, which will improve the health, well-being, satisfaction, and quality of life for older adults.

**Total County Population:** 145,164

**Population 65 and Older:** 52,130 (35.9%)

**65+ Living Below 200% of Poverty Level:** 8,196 (35.8%)

**Medically Underserved:** 5,541 (9%)

**65+ Ever Received Flu Shot:** 46.7%

**65+ Ever Received Pneumonia Vaccine:** 63.4%

## County Health Department Age-Friendly Public Health System Activities:

### Connecting and Convening

- **Engage at least one new aging sector partner:** The DOH-Citrus engaged with Citrus 2030 Visioning Group.
- **Enhance aging sector relationship:** Engaging with Citrus 2030 Visioning Group allows the DOH-Citrus to connect with multi-sector agencies and organizations working to improve the livability of the community.
- **Create or join multi-sector coalition:** The DOH-Citrus joined the Citrus County Senior Programs and Elder Options – Healthy Aging coalition.
- **Engage in or lead policy and systems change:** The DOH-Citrus facilitated Health in All Policies (HiAP) public hearing to include HiAP language in the Comprehensive Plan (BOCC).

### Coordinating

- **Review and strengthen emergency preparedness plan:** The DOH-Citrus established an emergency Operations Plan Annex M SpNS based on requirements of F.S. Section 381.0303 (3) requiring designated SpNS areas for persons with Alzheimer's disease or related forms of dementia.

### Collecting and Disseminating Data

- **Collect and disseminate data:** CHIP HiAP subcommittee reviewed the data in the CHA and other resources.
- **Review and strengthen community health assessment:** HiAP subcommittee will address changing demographics of the aging population. The DOH-Citrus will coordinate with BOCC staff to improve Comprehensive Plan to include HiAP standards related to older adult health.

### Communicating

- **Implement new messaging and communications strategies:** Diabetes empowerment program that the DOH-Citrus operate includes heart health, tobacco, a healthy weight, immunizations, and overall age friendly programming.
- **Increase awareness:** The DOH-Citrus shares diabetes education throughout the community through local media and mapping of diabetes deaths and amputations.

### Complementing and Supplementing

- **Implement new education program:** The Aging in Florida Profile identified 16.8% of 65+ population have ever been told they have diabetes. As a result, diabetes empowerment classes are now provided throughout the county.



# Collier County



## Vision:

Collier County is the healthiest county in the nation to live, learn, work, and play.

**Total County Population:** 367,471

**Population 65 and Older:** 115,680 (31.4%)

**65+ Living Below 200% of Poverty Level:** 20,223 (18.1%)

**Medically Underserved:** 23,317

**Collier County AARP Livability Total Index Score:** 51

**Collier County AARP Livability Index, Health Category Score:** 58

## County Health Department Age-Friendly Public Health System Activities:

### Connecting and Convening

- **Engage at least one new aging sector partner:** The DOH-Collier introduced AARP Age-Friendly Communities Initiative at the Leadership Coalition on Aging (LCA) strategic planning retreat and the LCA Annual Conference is spotlighting Age-Friendly.
- **Enhance aging sector relationship:** The DOH-Collier has expanded work with the local university community and public health nursing students, and taught focus group and facilitation skills to conduct older adult focus groups to gather assessment data.
- **Create or join multi-sector coalition:** The DOH-Collier is the lead facilitator and founder of the Community Health Improvement Planning (CHIP) Health of Older Adult workgroup and joined the LCA serving in the secretary position and as a general member.
- **Engage in or lead policy and systems change:** Leading CHIP Health of Older Adults workgroup with the objective of joining the Age-Friendly Communities Network to increase capacity for older adults to comfortably age in place.

### Coordinating

- **Review and strengthen emergency preparedness plan:** Annually the Emergency Operations Plan is reviewed and updated to incorporate lessons learned and improvements to strengthen the plan.

### Collecting and Disseminating Data

- **Collect and disseminate data:** A series of CHAs were published.
- **Review and strengthen community health assessment:** Aging in Florida Indicators are source data in the 2019 CHA.
- **Include older adult health priority in community health improvement plan:** Health of Older Adults is included in the new CHIP.
- **Elicit older adult voice:** The DOH-Collier will conduct a survey and two listening sessions using local nursing students as facilitators.

### Communicating

- **Increase awareness:** The DOH-Collier partnered with Community & Human Services Division to promote underused senior services programs, mailed flyers to primary care providers, and promoted program awareness using radio spots and digital ads.

### Complementing and Supplementing

- **Implement new education program:** The Healthy Aging in Parks program is being introduced to provide physical activity prescriptions to increase physical activity among older adults.



# DeSoto County



## Vision:

To improve the health of our aging residents in DeSoto County.

**Total County Population:** 37,489

**Population 65 and Older:** 8,323 (22.2%)

**65+ Living Below 200% of Poverty Level:** 16,420 (43.8%)

**Medically Underserved:** 1,129 (13%)

**Employed 65+: 732 (8.8%)**

**Ever told they have COPD, emphysema or chronic bronchitis 65+: 1,340 (20.9%)**

## County Health Department Age-Friendly Public Health System Activities:

### Connecting and Convening

- **Engage at least one new aging sector partner:** The DOH-DeSoto developed a relationship with Senior Friendship Center to identify unmet needs of the aging population of DeSoto County.
- **Enhance aging sector relationship:** The DOH-DeSoto invited a representative from the Senior Friendship Center to attend DeSoto Community Health Improvement Committee meetings and work to include Age-Friendly initiatives into the upcoming 2021 CHA.

### Coordinating

- **Review and strengthen emergency preparedness plan:** The DOH-DeSoto attended the County Hurricane Expo in June and polled attendees to ask what they feel is important to the health of our aging population during times of an emergency. The CHD will utilize this data to update the local Emergency Operations Plan and CHIP.

### Collecting and Disseminating Data

- **Collect and disseminate data:** The DOH-DeSoto will use Florida Health CHARTS data for the CHA and the CHIP.
- **Review and strengthen community health assessment:** Data will be used during the 2020 MAPP process for the 2021 DeSoto CHA. One data point that will be specifically targeted is populations 65+ with chronic disease.
- **Elicit older adult voice:** The DOH-DeSoto will focus on mobile home parks, the Senior Friendship Center, and places of worship that older populations attend during the CHA process.

### Communicating

- **Implement new messaging and communications strategies:** Inclusion of Senior Friendship Center representation at the Community Health Improvement meetings ensures information about Age Friendly programs is shared at the Center along with email messaging that is distributed to all Community Health Improvement partners.

### Complementing and Supplementing

- **Implement new education program:** As a result of this initiative, the DOH-DeSoto has begun to offer 2-4 education sessions per year to the clients of the Senior Friendship Center on topics such as diabetes self-management, nutrition, and disease prevention.





# Dixie County



## Vision:

A community where elders have a healthy and productive life.

**Total County Population:** 16,767

**Population 65 and Older:** 3,927

**65+ Living Below 200% of Poverty Level:** 38%

**Medically Underserved:** The Whole County

**Hospitalizations due to falls:** 17.7% vs the State at 9.7%.

**>65 current smoker:** 13.7% vs the State at 8.4%

## County Health Department Age-Friendly Public Health System Activities:

### Connecting and Convening

- **Engage at least one new aging sector partner:** Engaged with Elder Options, Senior Center staff, and Food Banks.
- **Enhance aging sector relationship:** Partnered with organizations that distribute food and senior centers to provide flu vaccines to participants. The DOH-Dixie provided health information and education to attendees of “Grandparents Raising Grandchildren” program.
- **Create or join multi-sector coalition:** Joined an Anti-Drug Coalition that is very proactive in the County and includes a multi sector membership. The focus is on drug abuse awareness and prevention for residents of all ages and members represent all residents including older adults.

### Coordinating

- **Review and strengthen emergency preparedness plan:** Required training “How to Take Care of the Patient with Cognitive Impairment” for all staff that work in SpNS. An assessment of vulnerable populations was also completed.

### Collecting and Disseminating Data

- **Collect and disseminate data:** Uses data from Florida Health CHARTS as an addendum to the CHA and present data at the local CHIP meeting.
- **Review and strengthen community health assessment:** Includes data from Florida Health CHARTS to in the CHA.
- **Include older adult health priority in community health improvement plan:** Injury Prevention, for example fall prevention, is addressed in CHIP.
- **Conduct scan of community programs for older adults:** Elder Options compiles a directory of services for Dixie County based on responses from all community organizations including the DOH-Dixie.
- **Elicit older adult voice:** Results from Elder Options, Behavioral Risk Factor Surveillance, Themes, and Forces of Change surveys are included in the 2017 CHA.

### Communicating

- **Implement new messaging and communications strategies:** Distributes fans with messaging promoting healthy brain activities and “12 Ways to create an Empowering Dementia Environment” and use placemats that focus on county data regarding elders.
- **Increase awareness:** Promotes healthy aging at CHIP, community & staff meetings.

### Complementing and Supplementing

- **Implement new education program:** Received a Heart Health grant to provide identification & education about heart disease.



# Escambia County



## Vision:

A community in which people, policies, and practices contribute to a long and healthy life for all people.

**Total County Population:** 317,051

**Population 65 and Older:** 52,242

**65+ Living Below 200% of Poverty Level:** 12,209

**65+ Medically Underserved:** 18,906

**65+ Living Alone:** 13,017

**65+ Ever Told They Had Diabetes:** 30.4%

## County Health Department Age-Friendly Public Health System Activities:

### Connecting and Convening

- **Engage at least one new aging sector partner:** The DOH-Escambia has partnered with Sanders Beach Community Center Group, Alabaster Gardens Apartments, Johnson Lakes Apartments, Westminster Village Apartments, Ebonwood Community Center Group.
- **Enhance aging sector relationship:** The DOH-Escambia collaborated with Opening Doors NWFL to implement an annual resource day for area homeless persons to provide participants with vaccines and other health and personal resources.
- **Create or join multi-sector coalition:** The DOH-Escambia is a founding member of Achieve Healthy EscaRosa, a multi-sector collaboration committed to taking a collective impact approach to address health outcomes in Escambia and Santa Rosa counties.
- **Engage in or lead policy and systems change:** The DOH-Escambia participated in Ciclovía Pensacola planning and implementation, which focuses on the use of non-motorized transit. 2018's event included a specific goal to increase racial and age diversity among participants.

### Coordinating

- **Review and strengthen emergency preparedness plan:** The DOH-Escambia reviews and updates emergency preparedness plans annually.

### Collecting and Disseminating Data

- **Collect and disseminate data:** Data is continually being reviewed and shared with stakeholders as part of the community health improvement planning operation for the 2020 CHIP.
- **Review and strengthen community health assessment:** A new CHA was published in January 2019 identifying diabetes and mental/behavioral health among community health priorities for the next CHIP planning cycle.
- **Include older adult health priority in community health improvement plan:** The CHIP will include diabetes and mental/behavioral health priorities that have an impact on older adult health.

### Communicating

- **Implement new messaging and communications strategies:** The DOH-Escambia provides health-related education materials to local faith-based organizations, including brief messages for organizations to use in bulletins, newsletters, etc.
- **Increase awareness:** The DOH-Escambia delivers monthly public health updates on local talk radio station.

### Complementing and Supplementing

- **Implement new education program:** The DOH-Escambia implemented 'Lean On Me' personal preparedness education and resource program for vulnerable populations including older adults and persons with special health and medical needs and provided age-friendly diabetes prevention and other health education programs in older adult housing communities and at community center-based older adult activity groups.



# Gilchrist County



## Vision:

A community where elders have a healthy and productive life.

**Total County Population:** 17,578

**Population 65 and Older:** 3,586

**65+ Living Below 200% of Poverty Level:** 36.4%

**Medically Underserved:** 5%

**65+ Fall Related Injury:** 12.4% vs State 9.7%

**65+ Smokers:** 10.6% vs State at 8.4%

## County Health Department Age-Friendly Public Health System Activities:

### Connecting and Convening

- **Engage at least one new aging sector partner:** The DOH-Gilchrist created new partnerships with Elder Options and Senior Center staff.
- **Enhance aging sector relationship:** The DOH-Gilchrist partners with Senior Center to provide flu vaccines and fall prevention information.
- **Create or join multi-sector coalition:** The DOH-Gilchrist works with Gilchrist Prevention Coalition to provide information on our Heart Health risk assessment and encourage organizations to promote flu vaccination.

### Coordinating

- **Review and strengthen emergency preparedness plan:** Required “How to Take Care of the Patient with Cognitive Impairment” training for DOH-Gilchrist staff and conducted an assessment of vulnerable populations.

### Collecting and Disseminating Data

- **Collect and disseminate data:** The DOH-Gilchrist use Aging in Florida Profile from Charts as an addendum to the CHA and presents data at local CHIP meeting & staff meetings.
- **Review and strengthen community health assessment:** The DOH-Gilchrist utilizes data from Aging in Florida to include in CHA.
- **Include older adult health priority in community health improvement plan:** The DOH-Gilchrist addresses injury prevention such as falls in CHIP.
- **Conduct scan of community programs for older adults:** Elder Options compiles a directory of services for Gilchrist County based on responses from all community organizations including DOH-Gilchrist.
- **Elicit older adult voice:** The DOH-Gilchrist included Elder Options surveys, BRFSS, and Themes and Forces of Change data in the 2017 CHA.

### Communicating

- **Implement new messaging and communications strategies:** The DOH-Gilchrist distributes fans that promote healthy brain activities and “12 Ways to create an Empowering Dementia Environment” at community events and use placemats that provide county data regarding elders.
- **Increase awareness:** The DOH-Gilchrist provides elder demographic information at CHIP meetings.

### Complementing and Supplementing

- **Implement new education program:** The DOH-Gilchrist offers free blood pressure checks and Heart Health risk assessments.



# Hernando County



## Vision:

A community where all ages and abilities can stay active, engaged and healthy

**Total County Population:** 185,421

**Population 65 and Older:** 51,160

**65+ Living Below 200% of Poverty Level:** 16,544

**Medically Underserved:** 2.8%

**Non-fatal hospitalization due to falls 65+:** 81%

**Hospitalizations due to diabetes:** 2896

## County Health Department Age-Friendly Public Health System Activities:

### Connecting and Convening

- **Engage at least one new aging sector partner:** The DOH-Hernando has engaged with Oak Hill Hospital.
- **Enhance aging sector relationship:** The DOH-Hernando has increased partnerships through Elder Options which includes the Area Agency on Aging and the Department of Elder Affairs.
- **Engage in or lead policy and systems change:** The DOH-Hernando is partnering with Oak Hill Hospital and Elder Options on a project to increase patient diabetes self-management skills.

### Coordinating

- **Review and strengthen emergency preparedness plan:** Three Home Health Agencies and the community of Ridge Manor signed agreements with the DOH-Hernando to act as a Point of Dispensing (POD) site. These locations will provide free medications, vaccinations, and medical supplies to a large community during public health emergencies, such as a pandemic influenza or bioterrorism. The DOH-Hernando presented preparedness presentations at Alzheimer's Support Group, VFW and Hernando Fire Corp.

### Collecting and Disseminating Data

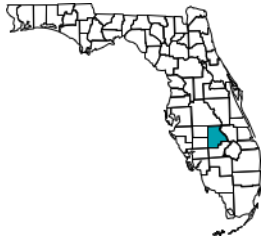
- **Collect and disseminate data:** As part of the DOH-Hernando 3-year CHA process, data was collected from a variety of primary and secondary sources including community surveys, Florida vital statistics, hospital discharge coding data, Florida Health CHARTS, and BRFSS. The CHA is available to community members through the DOH-Hernando website and shared with community partners upon request.
- **Elicit older adult voice:** At least 3 members of the CHIP Partnership, which takes a lead role in the CHA process, are 65 or older.

### Communicating

- **Increase awareness:** The DOH-Hernando engaged with local radio shows to highlight Diabetes Empowerment and Matter of Balance classes.

### Complementing and Supplementing

- **Implement new education program:** The DOH-Hernando hosted two 8-part "Matter of Balance" series and two 6-week "Diabetes Empowerment Education Program" series in collaboration with Elder Options.



# Highlands County



## Vision:

To improve the health of our aging residents in Highlands County.

**Total County Population:** 103,317

**Population 65 and Older:** 36,471 (35.3%)

**65+ Living Below 200% of Poverty Level:** 56,824 (55%)

**Medically Underserved:** 15,069 (14.6%)

**Employed 65+: 3,355 (9.2%)**

**Ever told they have COPD, emphysema or chronic bronchitis 65+: 7,622 (20.9%)**

## County Health Department Age-Friendly Public Health System Activities:

### Connecting and Convening

- **Engage at least one new aging sector partner:** The DOH-Highlands developed a relationship with NuHope Elder Care to include the voice of the aging population and identify objectives that these individuals feel are not being addressed within Highlands County.
- **Enhance aging sector relationship:** The DOH-Highlands invited a representative from NuHope to attend Living Well in Highlands County CHIP meetings and is working to include Age-Friendly initiatives into the upcoming 2021 CHA.

### Coordinating

- **Review and strengthen emergency preparedness plan:** The DOH-Highlands attended the County Hurricane Expo and polled attendees to ask what they feel is important to the health of our aging population during emergencies. The DOH-Highlands will use this data to update the local Emergency Operations Plan and CHIP.

### Collecting and Disseminating Data

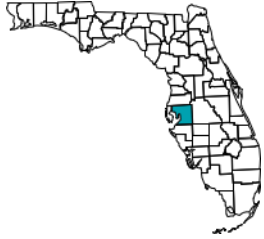
- **Collect and disseminate data:** The DOH-Highlands is using Florida Health CHARTS data for the CHA and CHIP.
- **Review and strengthen community health assessment:** Data will be used during the development of the 2021 CHIP with a focus on access to care and chronic disease prevention.
- **Include older adult health priority in community health improvement plan:** Inclusion of NuHope representation will help to determine priorities for the CHIP to meet the needs of the aging population in Highlands County.
- **Elicit older adult voice:** The DOH-Highlands is focusing on mobile home parks, NuHope, and places of worship that older populations attend during the development of the CHIP.

### Communicating

- **Implement new messaging and communications strategies:** The DOH-Highlands engages with local food pantries, AdventHealth, NuHope, and the Highlands Board of County Commissioners to share information with older adult residents.
- **Increase awareness:** The DOH-Highlands is working with local food banks to expand access to nutritious meals for older adults, providing food totes with nutrition messaging, and linking residents to SNAP benefits.

### Complementing and Supplementing

N/A



# Hillsborough County



## Vision:

Create a county where people of all ages can be healthy, active and happy.

**Total County Population:** 1,419,285

**Population 65 and Older:** 198,970 (14%)

**65+ Living Below 200% of Poverty Level:** 59,879 (32%)

**Medically Underserved:** 5.8%

**Overweight 65+: 35% as of 2016**

**Ever told they have diabetes 65+: 33.4%**

## County Health Department Age-Friendly Public Health System Activities:

### Connecting and Convening

- **Engage at least one new aging sector partner:** The DOH-Hillsborough has partnered with University Villages Apartments, Bayshore Presbyterian Apartments and Manhattan Place Sr Apartments to provide chronic disease programs (healthy eating/activity, diabetes and heart health) to the 65 and older residents at these locations.
- **Enhance aging sector relationship:** The DOH-Hillsborough has strengthened partnerships with Senior Centers in Hillsborough County by providing chronic disease prevention and education programs focused around healthy eating, diabetes and heart health. The locations are rotated to reach a larger number of individuals. DOH-Hillsborough has programs scheduled through May 2020.

### Coordinating

N/A

### Collecting and Disseminating Data

N/A

### Communicating

N/A

### Complementing and Supplementing

- **Implement new education program:** The DOH-Hillsborough will incorporate Tai Chi into some groups of the Get Into Fitness Today programs and Diabetes Prevention Programs to increase movement and balance in the aging population. Many of the individuals who participate in the programs are over the age of 55.



# Indian River County



## Vision:

To be the healthiest county in Florida.

**Total County Population:** 157,079

**Population 65 and Older:** 49,033

**65+ Living Below 200% of Poverty Level:** 7,054

**Medically Underserved:** 8%

**Limited activities due to physical, mental or emotional problem 65+:** 30%

**Fall-related injury in past year 65+:** 18.3%

## County Health Department Age-Friendly Public Health System Activities:

### Connecting and Convening

- **Engage at least one new aging sector partner:** Initiated engagement with housing non-profits and builders to educate them on the benefits of universal design to increase access for older adults. Senior Resource Association (AAA) and Dasie Hope Center are partnering for intergenerational food and education activities within the community.
- **Enhance aging sector relationship:** Engaged with the AAA to advance Age-Friendly Communities.
- **Create or join multi-sector coalition:** Joined Senior Collaborative, led by AAA, to join efforts to achieve Age-Friendly Communities designation.
- **Engage in or lead policy and systems change:** Affordable housing recommendations were accepted by the local Board of County Commissioners.

### Coordinating

- **Review and strengthen emergency preparedness plan:** Finalizing three emergency preparedness plans that are specifically targeted to address the needs of vulnerable populations as a part of a Quality Improvement Project.

### Collecting and Disseminating Data

- **Collect and disseminate data:** Shared data with Senior Collaborative and other partners working on the new CHA.
- **Review and strengthen community health assessment:** Older adults are now included as one of five priority areas in the CHA. Experts in the field were identified and ask to enrich the CHA section that focuses on seniors.
- **Include older adult health priority in community health improvement plan:** The new CHIP will be based on the CHA that includes a new priority on older adults. Contracted with Live Stories to enhance communication of the importance of this issue.
- **Elicit older adult voice:** Indian River County Health Department implemented door-to-door community tours and meetings to solicit input from older adults to improve community parks and recreational facilities.

### Communicating

- **Implement new messaging and communications strategies:** Promoted intergenerational programming in an underserved community of West Wabasso.
- **Increase awareness:** Working with Senior Resource Association and the Senior Collaborative to raise awareness of older adult programs.

### Complementing and Supplementing

- **Implement new education program:** Seeking a grant for an intergenerational pilot program in an underserved community of West Wabasso that will incorporate education.





# Jackson County



## Vision:

A community where the health and well-being of all ages is positively encouraged and supported.

**Total County Population:** 50,689

**Population 65 and Older:** 9,671 (19%)

**65+ Living Below 200% of Poverty Level:** 3,169 (37.7%)

**Medically Underserved:** 1,364 (11%)

**Probable Alzheimer's Cases (65+):** 1,257 (13%)

**Population Residing in Evac Zone:** 10,593 (82%)

## County Health Department Age-Friendly Public Health System Activities:

### Connecting and Convening

- **Engage at least one new aging sector partner:** The DOH-Jackson partnered with the Area Agency on Aging in the community (Jackson County Senior Citizens Org. Inc.) to promote healthy living, nutrition, and diabetes prevention classes.
- **Engage in or lead policy and systems change:** The DOH-Jackson works with Parks and Recycling to engage support to incorporate sidewalks, paths, and recreation areas to include older adults into community design and streets policy.

### Coordinating

- **Review and strengthen emergency preparedness plan:** The DOH-Jackson is strengthening the emergency preparedness plan with updated pre-registration support for SpNS.

### Collecting and Disseminating Data

- **Collect and disseminate data:** The DOH-Jackson is using Florida Health CHARTS to inform CHA and CHIP. CHIP is aligned with the state's focus on Alzheimer's Diseases as a health priority.
- **Include older adult health priority in community health improvement plan:** The DOH-Jackson is using data identified in priority health needs for older adults that support the strategies chosen and implemented by the Community Health Improvement Partnership.

### Communicating

- **Implement new messaging and communications strategies:** CHIP incorporates the development of handouts for older adults focused on the priority health issues for the older adult population and physical activity.

### Complementing and Supplementing

- **Implement new education program:** The DOH-Jackson created partnership to implement a healthy aging in the parks program to increase safe locations and physical activity among older adults.



# Lake County



## Vision:

Improving health for all ages in Lake County, Florida

**Total County Population:** 342,356

**Population 65 and Older:** 90,800

**65+ Living Below 200% of Poverty Level:** 24,494 (28.1%)

**Medically Underserved:** 52,502 (46%)

**65+ probable Alzheimer's Cases:** 11,384 (13%)

**65+ with Hearing Difficulty:** 13,373 (15.3%)

## County Health Department Age-Friendly Public Health System Activities:

### Connecting and Convening

- **Engage at least one new aging sector partner:** The DOH-Lake is partnering with the City of Clermont Senior Program to assess interest and readiness in becoming age-friendly.
- **Enhance aging sector relationship:** The DOH-Lake is working in collaboration with Lake County DOEA to review the process to attain an age-friendly designation.
- **Create or join multi-sector coalition:** The DOH-Lake has continued to participate in the Elder Affairs Coordinating Council established by the Lake County Board of County Commissioners to represent older adults in Lake County.
- **Engage in or lead policy and systems change:** The DOH-Lake participates in the Elder Affairs Council to recommend policies and strategies that will address older adults' needs.

### Coordinating

- **Review and strengthen emergency preparedness plan:** The DOH-Lake trained SpNS staff on important age-friendly topics and new equipment. Included multiple age-friendly agencies in the planning process including the Center for Independent Living and various home health agencies. As part of the effort to ensure compliance with voluntary and mandatory evacuation orders, all Lake SpNS are now pet-friendly.

### Collecting and Disseminating Data

- **Collect and disseminate data:** The DOH-Lake introduced and disseminated the 2018 Elder Affairs Profile of Older Floridians, and the 2018 Aging in Florida Profile, Lake County to all relevant partners and stakeholders.
- **Review and strengthen community health assessment:** The DOH-Lake included the 2018 Elder Profile of Older Floridians and the 2018 Aging in Florida Profile, Lake County data for CHIP plan development.
- **Include older adult health priority in community health improvement plan:** The DOH-Lake proposed the need for including an older adult health priority in the next CHIP plan for 2020-2023.
- **Conduct scan of community programs for older adults:** The DOH-Lake conducted scans of internal programs, policies, and plans to ensure focus on older adults, and conducted an environmental scan of partners, policies and practices to identify gaps in addressing older adult health needs.
- **Elicit older adult voice:** The DOH-Lake identified two community stakeholders as champions.

### Communicating

- **Implement new messaging and communications strategies:** Elder Affairs Council will utilize the Public Information Officer to create and disseminate county wide messaging.
- **Increase awareness:** The DOH-Lake will utilize Twitter to promote healthy aging messages.

### Complementing and Supplementing

N/A



# Lee County



## Vision:

Promoting and improving healthy minds and bodies for residents of all ages in Lee County

**Total County Population:** 721,053

**Population 65 and Older:** 201,800 (27.9%)

**65+ Living Below 200% of Poverty Level:** 46,870 (23.9%)

**Medically Underserved:** 20,060 (9%)

**65+ Individuals Living Alone:** 41,241 (21.1%)

**65+ Individuals Planning on Aging in Place:** 77.4%

## County Health Department Age-Friendly Public Health System Activities:

### Connecting and Convening

- **Engage at least one new aging sector partner:** Through the Agencies Gathering and Identifying Needs for Generations (AGING) coalition, the DOH-Lee has engaged new partners in the aging sector including Community Cooperative, Lee Health, Lee County Library Systems, Senior Friendship Center, and the Office of Attorney General.
- **Enhance aging sector relationship:** Through the AGING coalition, the DOH-Lee has enhanced existing partnerships in the aging sector including the University of Florida Institute of Food and Agricultural Sciences Extension Family Nutrition Program, SalusCare, Lee County Human and Veteran Services, and the Area Agency on Aging of SWFL.
- **Create or join multi-sector coalition:** The DOH-Lee created a new AGING coalition that meets monthly to discuss needs; has been attended by 55 agencies as well as individual 65+ residents in Lee County.

### Coordinating

### Collecting and Disseminating Data

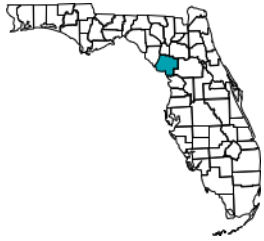
- **Collect and disseminate data:** The DOH-Lee created a survey based on the AARP domains and Florida Health CHARTS data; information was compiled, analyzed, shared with AGING coalition to identify sustainable projects.
- **Include older adult health priority in community health improvement plan:** The DOH-Lee included older adults in the high-risk populations for the mental health priority area of the CHIP.
- **Elicit older adult voice:** The DOH-Lee conducted a needs assessment to gain perspective from the older adults in Lee County. Individual 65+ Lee County residents attend the AGING coalition meeting to provide input and work on goals and objectives for the coalition.

### Communicating

- **Increase awareness:** The opportunity for referrals has increased due to the networking section of every AGING coalition meeting.

### Complementing and Supplementing

N/A



# Levy County



## Vision:

A community where elders can have a healthy and productive life.

**Total County Population:** 41,550

**Population 65 and Older:** 10,158

**65+ Living Below 200% of Poverty Level:** 44.2%

**Medically Underserved:** 13%

**65+ Received Flu Shot in Past year:** 50.6% vs State 57.4%

**65+ Current Smokers:** 13.1% vs State 8.4%

## County Health Department Age-Friendly Public Health System Activities:

### Connecting and Convening

- **Engage at least one new aging sector partner:** The DOH-Levy engaged with Elder Options, Senior Centers, Food Banks, Farm Share & Churches.
- **Enhance aging sector relationship:** The DOH-Levy conducted outreach to local churches and minority groups to provide Heart Health Education including smoking cessation.
- **Create or join multi-sector coalition:** The DOH-Levy's CHIP committee has a multi-sector membership.

### Coordinating

- **Review and strengthen emergency preparedness plan:** The DOH-Levy assesses vulnerable populations and their need for sheltering. All shelter staff receive training on "How to Take Care of the Patient with Cognitive Impairment" in SpNS.

### Collecting and Disseminating Data

- **Collect and disseminate data:** Data is collected through surveys, like BRFSS and Florida Health CHARTS, and community participation. Information is included in the CHA.
- **Review and strengthen community health assessment:** The DOH-Levy is planning on adding data from Florida Health CHARTS Aging in Florida profile for the CHA.
- **Include older adult health priority in community health improvement plan:** CHIP includes new injury prevention priority targeting falls.
- **Conduct scan of community programs for older adults:** Elder Options compiles a directory of services for Levy County based on responses from all community organizations including the DOH-Levy.
- **Elicit older adult voice:** The DOH-Levy invited community members to address Themes as part of the CHA.

### Communicating

- **Implement new messaging and communications strategies:** The DOH-Levy distributes fans that promote healthy brain activities and "12 Ways to Create an Empowering Dementia Environment" at Community events and use placemats that provide county data regarding elders.
- **Increase awareness:** The DOH-Levy presents "Aging Profile in Levy County" at community CHIP meetings and staff meetings. Information about services offered for elder adults is distributed at food banks.

### Complementing and Supplementing

- **Implement new education program:** The DOH-Levy implemented screening and education about heart disease in the community and received a Heart Health grant that promotes prevention and living with chronic disease.



# Liberty County



## Vision:

Foster all aspects of public health for Liberty County residents as they age.

**Total County Population:** 8,781

**Population 65 and Older:** 1269

**65+ Living Below 200% of Poverty Level:** 715

**Medically Underserved:** Yes

**Insert Indicator:** 60.8% of age 65+ have Disability

**Insert Indicator:** 80.2% of 65+ below 500% of Poverty

## County Health Department Age-Friendly Public Health System Activities:

### Connecting and Convening

- **Enhance aging sector relationship:** The DOH-Liberty is continuously partnering with Liberty County Senior Citizen's Center to enable stronger relationships with related agencies and organizations.

### Coordinating

- **Review and strengthen emergency preparedness plan:** The DOH-Liberty recently revised and updated the All Hazard's Emergency Operations Plan and SpNS plan which requires all DOH-Liberty staff to complete "Alzheimer's & Memory Loss Training".

### Collecting and Disseminating Data

- **Collect and disseminate data:** The DOH-Liberty implemented community door to door event to solicit input from aging adults regarding health conditions, needs, and provided education on local SpNS.
- **Review and strengthen community health assessment:** Data from FL Health CHARTS will be used for CHIP meetings for priorities such as Access to Care and Mental Health.
- **Include older adult health priority in community health improvement plan:** Access to Care and Mental Health are topics identified in the last CHA and are currently priorities in the CHIP.
- **Conduct scan of community programs for older adults:** Riverbend Health Advisory Council community meetings provide the opportunity to collect and share program information, resulting in the development and dissemination of a paper and electronic Resource Guide of Services for Calhoun County.
- **Elicit older adult voice:** The DOH-Liberty utilized BRFSS and Forces of Change Factors in the 2019 CHA and participate in county hosted events (Build-A-Bucket) to gather input from older adults and distribute information.

### Communicating

- **Implement new messaging and communications strategies:** The Public Health Community bus helps raise awareness of activities for all communities/populations within the county. Through various community meetings such as Riverbend Health Advisory Council, community partnerships are established, partners share information about their services and programs, and members promote community health fairs and events for older adults.
- **Increase awareness:** National Heart Health Month press releases ran promoting cardiovascular health, heart disease risk factors, and nutrition awareness.

### Complementing and Supplementing

- **Implement new education program:** A new Heart Health program offers an education and self-monitoring blood pressure program. Community outreach staff routinely offers free biometric health screenings and individualized health counseling at the Senior Citizen Center, community Civic Center and local library.



# Manatee County



## Vision:

To be the healthiest County in Florida

**Total County Population:** 394,855

**Population 65 and Older:** 108,190 (27.4%)

**65+ Living Below 200% of Poverty Level:** 23,870 (24.4%)

**Medically Underserved:** 28,189

**Medical SpNS Registry:** 1,299

**Hospitalizations for Non-fatal Falls:** 1,841

## County Health Department Age-Friendly Public Health System Activities:

### Connecting and Convening

- **Engage at least one new aging sector partner:** The DOH-Manatee has engaged with Advanced MyLife, MyChoice and Tidewell Hospice to provide advanced care planning at no cost to older adults.
- **Enhance aging sector relationship:** The DOH-Manatee has strengthened services with the Community Paramedics program which helps to provide care coordination for older adults when discharged from hospital and DMEs, including wheelchairs and blood pressure kits.
- **Create or join multi-sector coalition:** The DOH-Manatee joined a multi-sector coalition to work on fall prevention (includes health system). This program includes fall awareness and prevention, fall risk assessment, medication management review, hearing assessment, blood pressure check, and balance assessment.

### Coordinating

- **Review and strengthen emergency preparedness plan:** The Stood up Special Needs Workgroup includes partners such as Manatee County Emergency Management and meets monthly. This group tracks SpNS registrants, identified medical equipment, electrical and space needs, and toured a backup shelter for older adult needs. The DOH-Manatee also reviews and approves SpNS registrations and CEMPs. There is currently an effort to work on alternate plans for older adults who are not shelter appropriate but still have ongoing or multiple needs.

### Collecting and Disseminating Data

- **Collect and disseminate data:** Data from the Florida Health CHARTS, and the Profile of Older Floridians in Florida Department of Elder Affairs were used to identify priorities and shared with community partners.
- **Review and strengthen community health assessment:** The DOH-Manatee reviewed and strengthened survey questions and sources of data to ensure older adult health needs are addressed.
- **Include older adult health priority in community health improvement plan:** Two key priorities in the CHIP are falls and suicide awareness and prevention.
- **Conduct scan of community programs for older adults:** The DOH-Manatee conducted an environmental scan of community programs.
- **Elicit older adult voice:** There are monthly customer surveys and analysis of older adults related to the community paramedics program.

### Communicating

- **Implement new messaging and communications strategies:** The DOH-Manatee developed handout for older adults on suicide prevention and has a list of resources for the aging population.
- **Increase awareness:** Age-Friendly Committee improves referrals, leverage resources, and offers age-friendly events for public to increase awareness of services. List of older adult services is available on the websites of Manatee County Government Senior Services and Manatee County Aging Network.

### Complementing and Supplementing

- **Implement new education program:** The DOH-Manatee implemented elder abuse training with local law enforcement and implemented a program for safe disposal of medications.



# Martin County



## Vision:

To support and recognize the health, emotional and social needs of aging persons

**Total County Population:** 157,581

**Population 65 and Older:** 47,431 (30.1%)

**65+ Living Below 200% of Poverty Level:** 2,830

**Medically Underserved:** 0

**Fall-related Injury in Past Year 65+:** 11.6%

**Reported fair or poor health 65+:** 19.4%

## County Health Department Age-Friendly Public Health System Activities:

### Connecting and Convening

- **Enhance aging sector relationship:** Expanded relationships with several organizations that work with aging residents including 211 of the Treasure Coast, Floridians Fighting Falls, the United Way, the Kane Center, and the Martin County Library System.

### Coordinating

- **Review and strengthen emergency preparedness plan:** After identifying the need for Senior Preparedness, worked with partners to create supply kits for older adults to distribute through the Medical Reserve Corps. Implementation of the “Lean on Me” program is pending in partnership with the Meals on Wheels program.

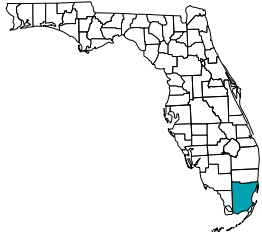
### Collecting and Disseminating Data

- **Collect and disseminate data:** Reviewed and shared data from Aging in Florida profile with community partners who work with aging residents.
- **Review and strengthen community health assessment:** A new community health assessment is currently underway. We are working to engage partners from the aging sector to participate in the process.
- **Conduct scan of community programs for older adults:** Met with community partners who work with senior residents to collect information on their needs.
- **Elicit older adult voice:** We plan to elicit the older voice as we work to conduct focus groups for our community health assessment.

### Communicating

- **Increase awareness:** After learning about a special informational flyer created by 2-1-1 specifically outlining resources for Seniors, DOH-Martin began to utilize this flyer and share with partners and the public during various outreach events. DOH-Martin also developed and printed brochures for promotion of the “Lean on Me” senior preparedness program. In March of 2019, DOH-Martin provided “Age Friendly” training techniques to our health department staff via the HUGS program: <https://martincountyhugs.org/>





# Miami-Dade County



## Vision:

A community where all ages and abilities can stay active, engaged and healthy with dignity and enjoyment

**Total County Population:** 2,804,160

**Population 65 and Older:** 447,396 (16%)

**65+ Living Below 200% of Poverty Level:** 201,694 (48.5%)

**Medically Underserved:** 288,857

**Probable Alzheimer's Cases 65+:** 61,531 (13.8%)

**Deaths from Heart Disease 50+:** 4,984 (496.4/100,00)

## County Health Department Age-Friendly Public Health System Activities:

### Connecting and Convening

- **Engage at least one new aging sector partner:** Partnered with numerous multi-sector agencies and organizations through the Elder Issues Committee (EIC) of the Consortium for a Healthier Miami-Dade.
- **Enhance aging sector relationship:** Working on the EIC has enabled deeper connections with Miami-Dade County's Mayor's Office Initiative on Aging, and all related agencies and organizations.
- **Create or join multi-sector coalition:** The DOH-Miami-Dade has led the EIC since 2005, bringing together over 250 members to work on healthy lifestyles.
- **Engage in or lead policy and systems change:** Through the Consortium for a Healthier Miami-Dade, the DOH-Miami-Dade works on policy, systems and environmental changes regularly.

### Coordinating

- **Review and strengthen emergency preparedness plan:** Review occurring through the preparedness program.

### Collecting and Disseminating Data

- **Collect and disseminate data:** Using data to inform both the CHA and the CHIP; data is the cornerstone for the CHA.
- **Review and strengthen community health assessment:** Using data from Florida Health CHARTS for the CHA.
- **Include older adult health priority in community health improvement plan:** Working with the EIC to develop objectives in the CHIP.
- **Conduct scan of community programs for older adults:** The Elder Issues Committee hosted an Alliance for Aging focus group session to discuss the state of older adult needs and services for its next 3-year plan.
- **Elicit older adult voice:** The DOH-Miami-Dade conducts Community Themes and Strengths Assessment to monitor older adult responses to its 5-year surveys.

### Communicating

- **Implement new messaging and communications strategies:** Occurs through the EIC: health and wellness experts attend meetings; partners share information about their services and programs; members promote community health fairs and events for older adults.
- **Increase awareness:** Age-Friendly Public Health is now part of DOH Strategic Plan and impacts all services.

### Complementing and Supplementing

- **Implement new education program:** The DOH-Miami-Dade Community Health Action Team routinely offers free biometric health screenings and individualized health counseling at senior centers, community centers and library locations, along with health education classes on healthy lifestyles (nutrition, physical activity and smoke-free living) and chronic diseases (cardiovascular, diabetes and high cholesterol).



# Nassau County



## Vision:

For Nassau County to be the most livable community to thrive for all years of your life.

**Total County Population:** 82,748

**Population 65 and Older:** 17,826

**65+ Living Below 200% of Poverty Level:** 3,407 (20.6%)

**Medically Underserved:** 15.9%

**Living Alone:** 61% (female) and 39% (male)

**Fall-related injury:** 15.2%

## County Health Department Age-Friendly Public Health System Activities:

### Connecting and Convening

- **Engage at least one new aging sector partner:** University of North Florida Center for Aging Research (UNF CFAR) – Director Dr. White-Williams joined the Nassau AFPHS Advisory Council. The DOH-Nassau presented at UNF CFAR’s October Advisory Board on Age-Friendly Livable Communities efforts.
- **Enhance aging sector relationship:** Improved collaboration with Nassau Council on Aging & NF Area Health Education Center to promote awareness on services and programs for older adults.
- **Create or join multi-sector coalition:** Created Nassau AFPHS Advisory Council with 14 members and representation from health care professionals, key aging sector partners; meets quarterly.
- **Engage in or lead policy and systems change:** Facilitated Board of County Commissioners application to join AARP Age-Friendly Communities. Obtained proclamation and letter of support. Included Age-Friendly housing in CHIP.

### Coordinating

- **Review and strengthen emergency preparedness plan:** Created a quality improvement project to increase Special Needs Registration through outreach.

### Collecting and Disseminating Data

- **Collect and disseminate data:** Reviewed profiles from Florida Health CHARTS and DOEA. Completed data analysis of county specific resource requests. Collected community pulse surveys at local events, e.g., Senior Expos.
- **Review and strengthen community health assessment:** Completed a policy/practice environmental scan of county departments including social determinants of health.
- **Include older adult health priority in community health improvement plan:** Age-Friendly linked to CHIP Strategic priority issue “Community Support” addressing needs (caregiver, safety, connections) raised in focus groups.
- **Conduct scan of community programs for older adults:** Review of resources from ElderSource and local Council on Aging.
- **Elicit older adult voice:** Public Service Announcement printed in a local newspaper to gain input from community. Continued engagement with older rural minority community through the Evergreen PACE Project.

### Communicating

- **Implement new messaging and communications strategies:** Messaging on older adult health data/health disparities created and delivered among faith-based organizations and health fairs.
- **Increase awareness:** Promoted AFPHS among policy makers and general community (January 2020 Health Summit).

### Complementing and Supplementing

- **Implement new education program:** Provide input to hospital, EMS and Council on Aging for Falls Prevention program. Targeting older adults through faith-based nutrition/physical activity health education (SNAP-Ed).



# Okaloosa County



## Vision:

A healthy, resilient, and prepared community that is inclusive of older adults and is responsive to their unique needs.

**Total County Population:** 198,409

**Population 65 and Older:** 31,139 (16%)

**65+ Living Below 200% of Poverty Level:** 6,561 (21.5%)

**65+ Fall-Related Injury in Past Year:** 11.7%

**65+ Veterans:** 10,842 (35%)

**65+ Living Alone:** 8,321 (27.5%)

## County Health Department Age-Friendly Public Health System Activities:

### Connecting and Convening

- **Engage at least one new aging sector partner:** Collaborated with five new aging sector partners to promote health initiatives including senior centers, home-based care companies, and physical therapy offices.

### Coordinating

- **Review and strengthen emergency preparedness plan:** Implemented the Lean On Me program, enlisting community volunteers to ensure broad registration of vulnerable older adults for emergency SpNS.

### Collecting and Disseminating Data

- **Collect and disseminate data:** Aging in Florida Profile in Florida Health CHARTS was shared with CHIP groups and used to inform strategies.
- **Review and strengthen community health assessment:** Used the Aging in Florida profile from Florida Health CHARTS for the 2019 CHA Update.
- **Include older adult health priority in community health improvement plan:** Fall prevention is a key component of the Preventing Injuries CHIP group plan.
- **Elicit older adult voice:** Developed a survey to assess the emergency preparedness needs of Okaloosa County older adults and the community.

### Communicating

- **Implement new messaging and communications strategies:** The Preventing Injuries CHIP group members collaboratively developed a fall risk assessment card. The card was distributed to senior centers, clinics, libraries, and other sites frequented by older adults to encourage self-assessment of fall risk.
- **Increase awareness:** Preventing Injuries CHIP group members organized a National Fall Prevention Day event that featured fall risk screenings, health screenings, a fall prevention lecture, information tables, and refreshments. The now annual event connects older adults to fall prevention classes and raises awareness of fall risk. The DOH-Okaloosa also partnered with the Healthy Okaloosa Worksites and Healthy Okaloosa Faith-Based programs to share information about fall prevention and Lean On Me programs with working adults and the local faith-based community. The DOH-Okaloosa implemented two media activities to promote awareness of National Falls Prevention Day and provide tips to reduce risk of falling.

### Complementing and Supplementing

- **Implement new education program:** The DOH-Okaloosa is implementing A Matter of Balance falls prevention program county-wide by holding a train-the-trainer course for community partners.



# Orange County



## Vision:

A community where people of all ages and stages of life can thrive and live healthy lives.

**Total County Population:** 1.4 million

**Population 65 and Older:** 159,240

**65+ Living Below 200% of Poverty Level:** 10%

**Medically Underserved:** 25,670

**Population of 50-64:** 242,452 (17.7%)

**Possible Alzheimer's Cases:** 19,327

## County Health Department Age-Friendly Public Health System Activities:

### Connecting and Convening

- **Engage at least one new aging sector partner:** The DOH-Orange has been an active member of the Orange County Commission on Aging's Community Partnership since November 2018 and has established over six new partners.
- **Enhance aging sector relationship:** The DOH-Orange has increased partnership with the City of Orlando as they work on becoming an Age-Friendly Community.
- **Create or join multi-sector coalition:** The DOH-Orange is a member of the Orange County Commission on Aging which has been in existence since 2001. Community partners from multiple agencies provide services, trainings, education and patient care.

### Coordinating

- **Review and strengthen emergency preparedness plan:** The DOH-Orange Emergency Operations and Orange County Government will add five new SpNS to accommodate the growing population which includes persons over 65 and those with disabilities.

### Collecting and Disseminating Data

- **Collect and disseminate data:** The DOH-Orange data from Florida Health CHARTS to identify the need to focus prevention programs on the 50-64 age group, which is the fastest growing demographic in the county.

### Communicating

- **Increase awareness:** The DOH-Orange incorporates age-friendly events and trainings on its website and twitter page.

### Complementing and Supplementing

- **Implement new education program:** Several programs within the DOH-Orange provide outreach services (screenings, vaccinations, physical activity, nutrition and chronic disease education) to older adults at churches, senior centers and community centers.



# Palm Beach County



## Vision:

Palm Beach will be a community where older adults have an opportunity to live healthy and productive lives. The needs of older adults will be further incorporated into public health in Palm Beach County.

**Total County Population:** 1,442,281

**Population 65 and Older:** 339,885 (23.6%)

**65+ Living Below 200% of Poverty Level:** 90,363 (27.2%)

**Medically Underserved:** 67,647 (16%)

**Probable Alzheimer's Cases 65+:** 52,092 (15.3%)

**Individuals Living Alone 65+:** 91,473 (27.6%)

## County Health Department Age-Friendly Public Health System Activities:

### Connecting and Convening

- **Engage at least one new aging sector partner:** The DOH-Palm Beach engaged with the DOEA on data analysis and on the DCCI which begun in Palm Beach County in November 2019.
- **Enhance aging sector relationship:** The DOH-Palm Beach strengthened communication with the local Area Agency on Aging, specifically with Nancy Yarnall who is the Director of Consumer Care and Planning.
- **Create or join multi-sector coalition:** The DOH-Palm Beach joined the DCCI in November 2019.

### Coordinating

- **Review and strengthen emergency preparedness plan:** Review is occurring through the DOH-Palm Beach Preparedness Program, including SpNS used during emergencies.

### Collecting and Disseminating Data

- **Review and strengthen community health assessment:** Palm Beach County CHA was updated/revised to include several Age-Friendly data indicators.
- **Include older adult health priority in community health improvement plan:** An objective was added to the Palm Beach County CHIP on improving older adults' ability to remain in a non-institutionalized setting by receiving in-home community-based services.
- **Conduct scan of community programs for older adults:** The DCCI will conduct a scan of community programs for older adults in 2020.

### Communicating

- **Increase awareness:** The DOH-Palm Beach will participate on the Palm Beach County Dementia Care and Cure Task Force and help to implement strategies to: 1) increase awareness of dementia, services, and supports; 2) provide assistance to dementia caring communities; and 3) advocate for care and cure programs.

### Complementing and Supplementing

- **Implement new education program:** The DOH-Palm Beach is planning on having a Health Educator be trained as a trainer for one of the Area Agency on Aging of Palm Beach/Treasure Coast's evidence-based workshops for older adults in order to help expand the number of workshops that can be offered.



# Sarasota County



## Vision:

A Healthy Community for All Ages

**Total County Population:** 415,896

**Population 65 and Older:** 150,135 (36%)

**65+ Living Below 200% of Poverty Level:** 30,253 (21%)

**Medically Underserved:** 18,816 (11%)

**Insert Indicator:** 20,543 probable Alzheimer's Cases

**Insert Indicator:** 11% of those 65+ have fall injuries

## County Health Department Age-Friendly Public Health System Activities:

### Connecting and Convening

- **Engage at least one new aging sector partner:** The DOH-Sarasota and County Human Services (HHS) partnered with Sarasota Memorial Hospital on a DCCI and a Healthy Aging Task Force.
- **Enhance aging sector relationship:** Worked with County Government to establish an Aging System Policy Coordinator to promote and support collaboration and to support the actions and outcomes of age-friendly work.
- **Create or join multi-sector coalition:** Joined Sarasota Memorial Hospital and other community partners to form the Healthy Aging Task Force with a focus on reducing falls and promoting community awareness.
- **Engage in or lead policy and systems change:** Sarasota HHS integrates state and county resources to support the Seniors Advisory Council which has oversight of the Age-Friendly Sarasota Initiatives.

### Coordinating

- **Review and strengthen emergency preparedness plan:** County funded providers are required to have a representative on the Sarasota County COAD (Community Organizations Active in Disaster). This includes teams that focus on needs to ensure the health and safety of older adults during disasters.

### Collecting and Disseminating Data

- **Collect and disseminate data:** Specific aging data was collected through the CHA.
- **Review and strengthen community health assessment:** The CHA was strengthened by incorporating an age-friendly section with survey questions from the National Council on Aging and AARP Livable Communities Survey.
- **Include older adult health priority in community health improvement plan:** Falls and injury data specific to older adults was collected and will be used to further develop strategic goals in the CHIP.
- **Conduct scan of community programs for older adults:** Three focus groups were held as part of the CHA and programs for the aging populations were prioritized for County Human Services funding.
- **Elicit older adult voice:** Conducted focus groups and received feedback through the Age-Friendly Survey. The Seniors Advisory Council is the citizens conduit to the Board of County Commissioners on aging issues.

### Communicating

- **Implement new messaging and communications strategies:** The Seniors Advisory Council will communicate with community partners and county leadership through regular meetings and annual reports.
- **Increase awareness:** More than 40 individuals have been trained to teach the DCCI training in the community.

### Complementing and Supplementing

- **Implement new education program:** The Healthy Aging Task force has been working with community partners to provide evidence-based falls prevention programs throughout the community.



# Seminole County



## Vision:

To improve the quality of life for all Seminole county residents through an engaging and inclusive age friendly community.

**Total County Population:** 463,627

**Population 65 and Older:** 70,106

**65+ Living Below 200% of Poverty Level:** 19,062 (28.8%)

**Medically Underserved (65+):** 6,760 (9.64%)

**Overweight (65+):** 38.6%

**Probable Alzheimer's Cases (65+):** 8,833 (12.6%)

## County Health Department Age-Friendly Public Health System Activities:

### Connecting and Convening

- **Engage at least one new aging sector partner:** Through partnering with the Seminole County Committee on Aging, the DOH-Seminole engages with numerous multi-sector agencies, organizations and community members.
- **Enhance aging sector relationship:** The DOH-Seminole works closely with the City of Longwood, an AARP recognized Age Friendly Community, in preparing their action plan. They also participated in a resource fair and Creating Dementia Capable Communities Workshop.
- **Create or join multi-sector coalition:** The DOH-Seminole staff are members of the County Committee on Aging.
- **Engage in or lead policy and systems change:** The DOH-Seminole has partnered with the City of Longwood in developing and implementing policies such as Complete Streets.

### Coordinating

- **Review and strengthen emergency preparedness plan:** The DOH-Seminole Community Integrated Mobile Health Services Health Educator assists older adults to register into the County Special Needs Registry during home visits.

### Collecting and Disseminating Data

- **Collect and disseminate data:** The DOH-Seminole hosted Community Health Improvement Planning sessions and shared data, including older adult needs resulting from the CHA.
- **Review and strengthen community health assessment:** The most recent CHA was analyzed and opportunities to focus on older adult's health needs were identified.
- **Include older adult health priority in community health improvement plan:** Older adult safety and access to care were some of the priorities identified in the most recent CHA.
- **Conduct scan of community programs for older adults:** The DOH-Seminole is working with the Seminole County Committee on Aging to creating a resource directory of services for older adults.
- **Elicit older adult voice:** The DOH-Seminole participated in older adult's community focus groups with the Committee on Aging and AARP staff.

### Communicating

- **Implement new messaging and communications strategies:** The DOH-Seminole hosted a local TV show highlighting older adult services, resources and programs in the community.
- **Increase awareness:** The DOH-Seminole shared a press release with community and partners to announce participation in the Florida Age-Friendly Public Health Collaborative and Action Network.

### Complementing and Supplementing

- **Implement new education program:** The DOH-Seminole's Community Integrated Mobile Health Services home visits include a fall prevention assessment and education for older adults.





# St. Johns County



**Vision:** St. Johns County will be among the healthiest in the nation—a vibrant, well served community enjoyed by all ages and ethnicities and supported by a diverse network of strong partners.

**Total County Population:** 254,261

**65+ Living Below 200% of Poverty Level:** 17.0%

**Cancer Crude Death Rates ages 65+ per 100,000:** 826.7

**Population 65 and Older:** 20.2%

**Medically Underserved (65+):** 26%

**Unintentional Crude Death Rate from Falls 65+:** 65.2

## County Health Department Age-Friendly Public Health System Activities:

### Connecting and Convening

- **Engage at least one new aging sector partner:** Convenes and chairs the Health Leadership Council (HLC), a collaborative of 25+ partners including the aging sector. HLC will embark on the 6<sup>th</sup> iteration of the triennial CHA and CHIP in the spring of 2020.
- **Enhance aging sector relationship:** Presented AFPHS to the HLC. The local hospital, Flagler Health+, is growing the number of Age-Friendly entities in SJC CareConnect that addresses medication assistance, housing, social isolation, etc. The Senior Supplemental Food Benefits Program were also invited to the HLC to address county food access needs.
- **Create or join multi-sector coalition:** Joined a national multi-sector learning collaborative, Communities of Excellence (COE), with leadership from Flagler Health+ and SJC Administration; to help inform and enhance CHA and CHIP activities. DOH-St. Johns is also a member of the Northeast Florida Healthcare Coalition where regional partners serving aging populations collaborate for readiness and community resilience.
- **Engage in or lead policy and systems change:** St. Johns County Health Department is targeting the 2020 Census for accuracy to ensure the county has the appropriate level of support and resources for the fast-growing older adult population.

### Coordinating

- **Review and strengthen emergency preparedness plan:** Regularly reviews updates to the “*Vulnerable Population Profile*” which informs CHD emergency planning and response efforts such as SpNS Operations as the majority of those served during sheltering incidents are seniors with mobility issue and memory issues (i.e. dementia, Alzheimer’s, etc.).

### Collecting and Disseminating Data

- **Collect and disseminate data:** Developed and successfully piloted an Age-Friendly Toolkit during the annual “Don’t Be Tripping” Falls Prevention event. Deployment of the community-approved toolkit is planned for Spring 2020.
- **Review and strengthen community health assessment:** The 2020 CHA and CHIP will have an enhanced “age-friendly” lens including segmentation of survey data by age, focus groups (perspectives from seniors), and health statistics by age group.
- **Include older adult health priority in community health improvement plan:** The current CHIP includes Council on Aging’s (COA) priority “Reduce Fall-related Injuries” and “Senior Bus Ridership” which will likely remain a priority in 2021-2024.
- **Conduct scan of community programs for older adults:** Reviewed the 2019 Council on Aging Annual Report, 2018 County Profile of Elder Floridians, and adult activity program offerings for St. Johns County to inform the CHA and CHIP.
- **Elicit older adult voice:** The HLC includes leadership from COA, Hospital, Hospice, and other aging residents.

### Communicating

- **Implement new messaging and communications strategies:** Age-friendly additions to the DOH-St. Johns website include “7 Ways to Stay Healthy at Any Age”, “Healthy Brain Initiative”, “HIV is Ageless – HIV/AIDS Awareness”. Invested in web-based platform, “MySidewalk”, to enhance storytelling regarding CHA/CHIP initiatives, age-related data, and age-friendly priorities.
- **Increase awareness:** Leadership engages all staff with enhanced conversation and applies the “age-friendly lens” to program planning. Age-friendly storyboards, educational materials, and resources are made available throughout CHD areas.

### Complementing and Supplementing

- **Implement new education program:** Continue to enhance HLC and share CHA and CHIP with community to inform, educate, complement, and supplement partners and businesses in the planning and delivery of services for the aging population.



# St. Lucie County



## Vision:

A community where people of all ages have the opportunity to live a safe, healthy and engaged life.

**Total County Population:** 304,743

**Population 65 and Older:** 71,952

**65+ Living Below 200% of Poverty Level:** 22,069 (31.3%)

**Medically Underserved:** 9,250 (11%)

**65+ that are eligible for SNAP but do not receive it:** 25%

**Probable Alzheimer's Cases:** 8,721 (13%)

## County Health Department Age-Friendly Public Health System Activities:

### Connecting and Convening

- **Engage at least one new aging sector partner:** The Coalition for Independent Living Options has joined the Age-Friendly Collaborative and is engaging with partners to share information on resources, identify service gaps and meet the needs of older adult residents with disabilities.
- **Enhance aging sector relationship:** Partnered with Humana and the City of Port St. Lucie to expand awareness of older adult activities and increase resident involvement with the community-wide physical activity challenge.
- **Engage in or lead policy and systems change:** Partnered with local municipalities to support long term planning with an age friendly lens, including Healthy Aging in Parks initiatives.

### Coordinating

- **Review and strengthen emergency preparedness plan:** The DOH-St. Lucie identified and connected disaster educators with older adult service providers to offer preparedness training and information on SpNS and is working with local government to strengthen SpNS preparedness.

### Collecting and Disseminating Data

- **Collect and disseminate data:** Aging in Florida profiles have been shared with community leaders and the new CHA will include a special population report for older adults.
- **Review and strengthen community health assessment:** Targeted focus groups and surveys have been completed with older adult residents and service providers. Those findings and the Aging in Florida profile data will be included in a targeted report within the new CHA.
- **Include older adult health priority in community health improvement plan:** The current plan has incorporated strategies to support walking groups in 55+ communities to reduce social isolation and increase activity and to pilot health provider Physical Activity Prescriptions with an older adult residency clinic.
- **Elicit older adult voice:** Older adults from neighborhoods with health disparities have joined the Healthy St. Lucie Workgroup and Age Friendly Collaborative to offer insight on their needs and to engage them in health improvement plan objectives.

### Communicating

- **Implement new messaging and communications strategies:** At least quarterly opportunities are provided for community partners to convene to share program updates, identify gaps and needs, discuss best practices, and build service coordination for older adult residents. Information sharing is also being facilitated through Healthy St. Lucie social media, the Council of Social Service Agencies and other networking and outreach events.
- **Increase awareness:** Supported Area Agency on Aging to promote SNAP enrollment, increasing enrollment by 18%.

### Complementing and Supplementing

- **Implement new education program:** Partnered with local nonprofit to promote early detection efforts and diabetes awareness in a community with significant disparities.



# Sumter County



## Vision:

All Sumter County residents and families will be empowered to engage in healthy, safe, and active lifestyles through strong partnerships and locally available programs and resources.

**Total County Population:** 125,779

**Population 65 and Older:** 65,441

**65+ Living Below 200% of Poverty Level:** 4,338 (25.3%)

**Medically Underserved:** 74,187

**% of 65+ Engaged in Heavy or Binge Drinking:** 9.5%

**% of 65+ Overweight:** 44.9%

## County Health Department Age-Friendly Public Health System Activities:

### Connecting and Convening

- **Engage at least one new aging sector partner:** A partnership was established with CORA Physical Therapy to provide older adult residents with fall prevention resources and interventions.
- **Enhance aging sector relationship:** Through ongoing collaboration with Elder Options of North Central Florida, fall prevention interventions have been expanded to underserved portions of the county.

### Coordinating

- **Review and strengthen emergency preparedness plan:** The DOH-Sumter is working to increase the awareness of SpNS registration through community partners that target older adult residents.

### Collecting and Disseminating Data

- **Collect and disseminate data:** The DOH-Sumter used data from Florida Health CHARTS and identified fall prevalence as one of the largest health risks among adults, resulting in the inclusion of fall prevention in CHIP.
- **Review and strengthen community health assessment:** The DOH-Sumter expanded the community health survey questionnaire to target older adult health concerns and disparities.
- **Include older adult health priority in community health improvement plan:** Reducing the rate of injuries and deaths due to falls was included in the 2018-2023 CHIP.
- **Conduct scan of community programs for older adults:** An environmental scan was performed to identify community resources to prevent older adult falls, resulting in the development of a fall prevention resource list.
- **Elicit older adult voice:** Older adult volunteers from the Sumter County Medical Reserve Corps provided feedback and input to materials made for participants of the Able, Stable, and Well Program.

### Communicating

- **Implement new messaging and communications strategies:** A partnership was established between the DOH-Sumter and the Sumter County Sheriff's Office to disseminate press releases on Facebook to better target older adult residents.
- **Increase awareness:** A comprehensive list of benefits and resources is provided to all older adult participants of the Able, Stable and Well: A Healthy Falls Prevention & Healthy Aging Program.

### Complementing and Supplementing

- **Implement new education program:** The Able, Stable, & Well Program was developed to increase strength training and balance exercises, address polypharmacy in older adult residents, and reduce in-home fall hazards.



# Volusia County



## Vision:

A thriving community where people from varying ages, backgrounds and abilities feel valued and supported in achieving the highest level of health

**Total County Population:** 532,926

**Population 65 and Older:** 128,412 (24.6%)

**65+ Living Below 200% of Poverty Level:** 37,267 (30.3%)

**Medically Underserved:** 15,699 (9%)

**Insert Indicator:** Heart Disease

**Insert Indicator:** Unintentional Falls

185.7 per 100,000 (age-adjusted death rate)

11.8 per 100,000 (age-adjusted death rate)

## County Health Department Age-Friendly Public Health System Activities:

### Connecting and Convening

- **Engage at least one new aging sector partner:** The DOH-Volusia partners with the area agency on aging (Council on Aging) to promote healthy living and provide nutrition and disaster readiness education.
- **Enhance aging sector relationship:** The DOH-Volusia is working to deepen the relationship with Bethune- Cookman University, Aging Studies program through which the public health department offers internships for students in the program.

### Coordinating

- **Review and strengthen emergency preparedness plan:** The DOH-Volusia collaborated internally with preparedness program to build disaster preparedness kits (1 portable weather radio, 1 first aid kit, 1 flashlight, batteries) for vulnerable older adults in underserved communities. Disaster readiness education was provided including information about disaster planning and emergency shelter registration to. The primary partner for this initiative was the Council on Aging.

### Collecting and Disseminating Data

- **Collect and disseminate data:** The DOH-Volusia shared data with aging sector partners and the Healthy Volusia Public Private Partnership which supports the CHIP process.
- **Elicit older adult voice:** In collaboration with Council on Aging activity centers, the DOH-Volusia facilitated focus groups to gain qualitative data about older adult health and social priorities.

### Communicating

- **Increase awareness:** The DOH-Volusia is working with local community-based organizations to provide nutrition education in low income areas to increase awareness about healthy lifestyle choices with a focus on dehydration and adequate water consumption and providing water bottles to encourage more fluid intake.

### Complementing and Supplementing

- **Implement new education program:** The DOH-Volusia dental program piloted an oral health education summer initiative that reached 17 assisted living facilities and nursing homes across the county.



# Walton County



## Vision:

A community that ensures people of all ages and abilities have the opportunity to live a long, healthy, and happy life.

**Total County Population:** 67,926

**Population 65 and Older:** 13,447 (19.8%)

**65+ Living Below 200% of Poverty Level:** 24.2%

**Medically Underserved:** 1,223 (7%)

**65+ Median Household Income:** \$43,745

**65+ With A Disability:** 11,312 (33.2%)

## County Health Department Age-Friendly Public Health System Activities:

### Connecting and Convening

- **Engage at least one new aging sector partner:** Engaged 8 new aging sector partners in the Age-Friendly Walton initiative of the Walton Community Health Improvement Partnership.
- **Enhance aging sector relationships:** Enhanced partnerships include healthcare and local council on aging (19 total).
- **Create or join multi-sector coalition:** Established the Age-Friendly Walton initiative to ensure that there is a local coordinated focus on older adults across all community sectors.
- **Engage in or lead policy and systems change:** Engaged county government to become an Age-Friendly Community, with aging sector representation on the Affordable Housing Advisory Committee, 2020 Census Committee, and Community Traffic Safety Team.

### Coordinating

- **Review and strengthen emergency preparedness plan:** Plan targets older adult access and functional needs.

### Collecting and Disseminating Data

- **Collect and disseminate data:** Data for older adults informed the CHA, CHIP, and DOH-Walton Strategic Plan.
- **Review and strengthen community health assessment:** Used the Aging in Florida Profile in the CHA.
- **Include older adult health priority in community health improvement plan:** Worked with the Walton Okaloosa Council on Aging, the University of Florida Institute of Food and Agricultural Sciences Extension Office, and local farmers' markets to address healthy food access through the Farmer's Market Nutrition Program that provides food for vulnerable older adults.
- **Conduct scan of community programs for older adults:** In February 2019, aging sector partners conducted an environmental scan of community assets that relate to the domains of livability.
- **Elicit older adult voice:** Conducted a community survey, and the data specific to older adult respondents was delineated and assessed to determine their views and needs.

### Communicating

- **Implement new messaging and communications strategies:** Created an info brief in the form of a placemat to share key data on the county's older adult population at community meetings and other venues.
- **Increase awareness:** Made a separate brand for Age-Friendly Walton, had 2 features in local newspapers, quarterly highlighted aging issues on a local radio station, and AARP Florida sponsored the 2019 Healthy Walton Summit.

### Complementing and Supplementing

- **Implement new education program:** Partnered with the DeFuniak Springs Life Enrichment Center to offer the Diabetes Prevention Program to the older adults they serve.

# Commonly Used Acronyms

CHA:	Community Health Assessment
CHD:	County Health Department
CHIP:	Community Health Improvement Plan
DCCI:	Dementia Care and Cure Initiative
DOEA:	Department of Elder Affairs
DOH:	Department of Health
SpNS:	Special Needs Shelters